



# Spelling Tests

## Year 2: In the Kitchen





1.



2.



3.



4.

# In the Kitchen




5.




6.



7.



10.



9.



8.

Name:

Score:

1.

\_\_\_\_\_ on the oven and heat it up.

Get two large \_\_\_\_\_, 125 grams of sugar, butter and flour.

Put all the ingredients in a bowl and \_\_\_\_\_ them together until the mixture is smooth and slightly lighter in colour.

2.

\_\_\_\_\_ a cake tin with paper cake

cases and half-fill \_\_\_\_\_ case with the cake mixture.

3.

Cook the cakes for 20 minutes. You can tell they are done when they have risen up, are

\_\_\_\_\_ in colour, and \_\_\_\_\_

back into \_\_\_\_\_ when lightly pressed.

4.

The cupcakes can be decorated using icing, marshmallows and coloured \_\_\_\_\_.

You can even make a cupcake farm with

\_\_\_\_\_ such as sheep, piglets and dogs.




1. boy



2. jug



3. bowl



4. spoon

# In the Kitchen




5. tray




6. apron



7. scales



10. cake



9. oven



8. mixer

Name:

Score:

1.

**Turn** on the oven and heat it up.

Get two large **eggs**, 125 grams of sugar, butter and flour.

Put all the ingredients in a bowl and **beat** them together until the mixture is smooth and slightly lighter in colour.

2.

**Line** a cake tin with paper cake

cases and half-fill **each** case with the cake mixture.

3.

Cook the cakes for 20 minutes. You can tell they are done when they have risen up, are

**golden** in colour, and **spring**

back into **shape** when lightly pressed.

4.

The cupcakes can be decorated using icing, marshmallows and coloured **sweets**.

You can even make a cupcake farm with **animals** such as sheep, piglets and dogs.